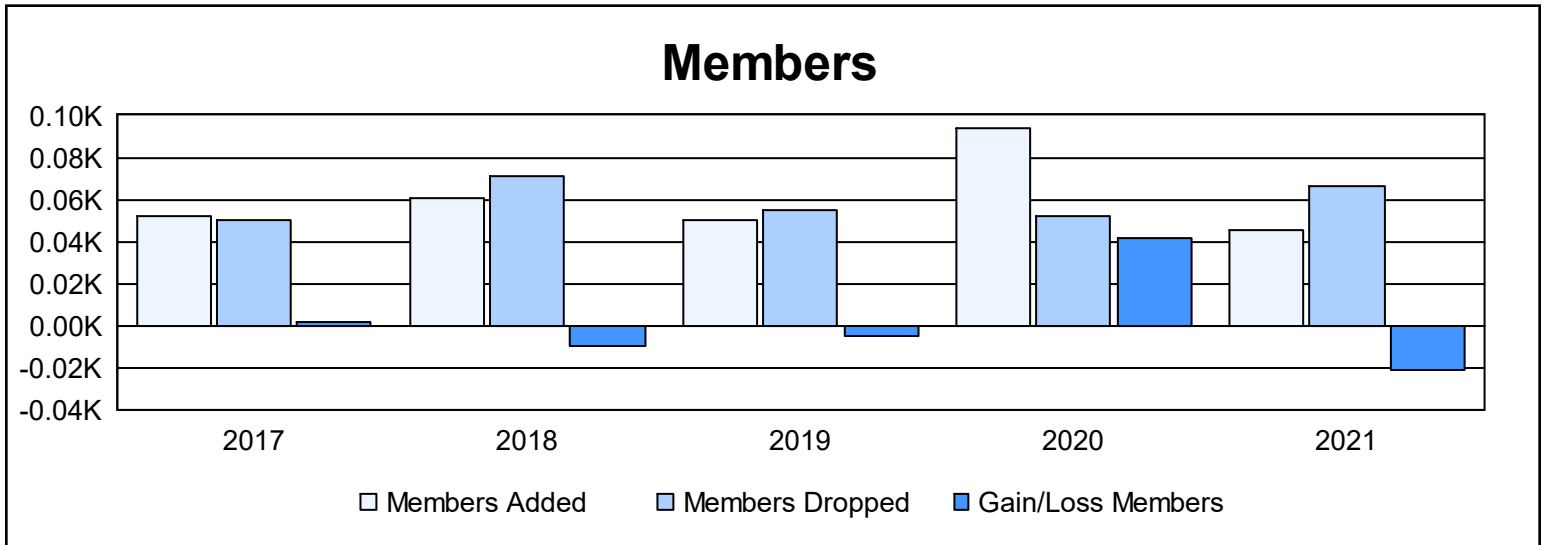
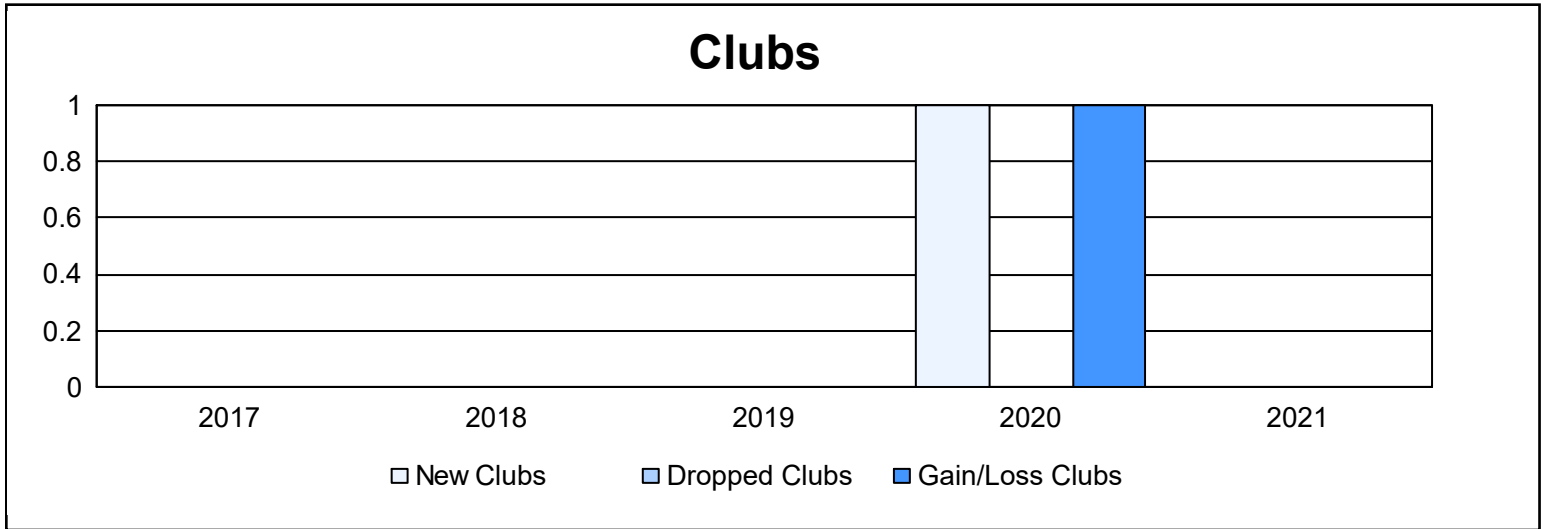
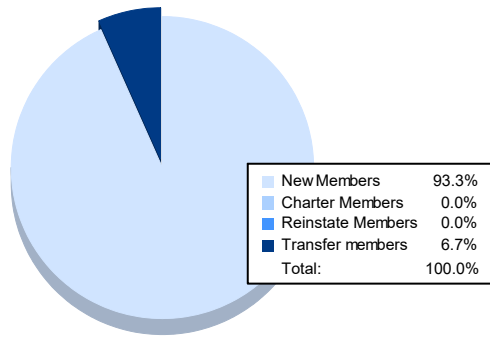


| Year | New Clubs | Dropped Clubs | Gain/ Loss Clubs | New Members | Charter Members | Reinstate Members | Transfer Members | Total Member Added | Total Members Dropped | Gain/ Loss Members |
|----------------|-----------|---------------|------------------|-------------|-----------------|-------------------|------------------|--------------------|-----------------------|--------------------|
| 2016-2017 | 0 | 0 | 0 | 49 | 0 | 1 | 2 | 52 | 50 | 2 |
| 2017-2018 | 0 | 0 | 0 | 53 | 0 | 0 | 8 | 61 | 71 | -10 |
| 2018-2019 | 0 | 0 | 0 | 43 | 0 | 0 | 7 | 50 | 55 | -5 |
| 2019-2020 | 1 | 0 | 1 | 65 | 23 | 1 | 5 | 94 | 52 | 42 |
| 2020-2021 | 0 | 0 | 0 | 42 | 0 | 0 | 3 | 45 | 66 | -21 |
| Average | 0 | 0 | 0 | 50 | 5 | 0 | 5 | 60 | 59 | 2 |



Membership Composition June 2021 Cumulative



Gender Composition June 2021 Cumulative

